

**INDIAN SCHOOL MUSCAT
PRIMARY SECTION**

Subject : MATHS Practice Worksheet	Name :		
Topic : Geometry and Patterns	Class: III	Sec :	Date : / / 2019
Resource Person : Ms .Mariamma Alexander	Teacher's Sign :		

I. Fill in the blanks.

- a) A square has _____ sides and _____ vertices.
- b) A triangle has _____ sides and _____ vertices.
- c) Opposite sides of a rectangle are _____.
- d) 13, 23, 33, _____ , _____ , _____ , _____.

II. What shape will you get if you trace the outline of

- a) a can _____
 - b) a match box _____
 - c) a dice _____
-

**INDIAN SCHOOL MUSCAT
PRIMARY SECTION**

Subject : MATHS Practice Worksheet	Name :		
Topic : Geometry and Patterns	Class: III	Sec :	Date : / / 2019
Resource Person : Ms .Mariamma Alexander	Teacher's Sign :		

I. Fill in the blanks.

- a) A square has _____ sides and _____ vertices.
- b) A triangle has _____ sides and _____ vertices.
- c) Opposite sides of a rectangle are _____.
- d) 13, 23, 33, _____ , _____ , _____ , _____.

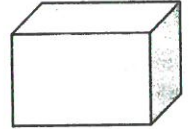
II. What shape will you get if you trace the outline of

- a) a can _____
- b) a match box _____
- c) a dice _____

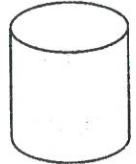
III. Draw a line segment AB of length 7 cm.

IV. Identify the solid figures and fill in the blanks.

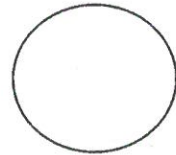
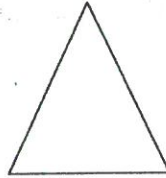


This is a _____. It has _____ faces, _____ edges and _____ corners.



This is a _____. It has _____ flat faces and _____ curved face.




V. Name the plane figures.




III. Draw a line segment AB of length 7 cm.

IV. Identify the solid figures and fill in the blanks.

This is a _____. It has _____ faces, _____ edges and _____ corners.



This is a _____. It has _____ flat faces and _____ curved face.



V. Name the plane figures.

